



Governance Committee

Subject:	Solid Waste Servicing Strategy Annual Update
Date:	March 13, 2024
Presenter:	Mason Austen, Acting Manager Christian Yee, Solid Waste & Recycling Advisor
Department:	Utility Services

REPORT SUMMARY

The purpose of this report is to provide the Governance Committee with an annual update of the Solid Waste Servicing Strategy, which was approved by Council in 2021. Administration is seeking the Committee's guidance and feedback on aspects of service delivery pertaining to the levels of service, current funding model, and anticipated workplan for 2024-2026. More specifically, items pertaining to:

- Industrial, Commercial, and Institutional (ICI) waste produced in Rocky View County (Goal 2)
- Construction and Demolition (C&D) waste produced from new developments and or renovations (Goal 3)
- Harmonization of Site Services (Goal 5)
- Consider Site additions or enhancements (Goal 6)
 - o Springhill
 - o Springbank
 - o East Rocky View County
- Waste Diversion Targets (Goal 1)

In addition, Alberta's Extended Producer Responsibility (EPR) regulation will come into effect on April 1, 2025, which could have financial and operational impacts on the County's Waste and Recycling services.

ADMINISTRATION'S RECOMMENDATION

THAT the Governance Committee receive the Solid Waste Servicing Strategy Annual Update report as information.

BACKGROUND

On March 23, 2021, a new 10-year Servicing Strategy was produced and approved by Council.

MOVED by Deputy Reeve McKylor that the 2021 Solid Waste Servicing Strategy be approved as presented in Attachment 'A' (as amended) to replace the 2007-2057 Solid Waste Master Plan;

AND THAT progress on the 2021 Solid Waste Servicing Strategy be reported back to Council annually.

The strategy, now in its fourth year, guides the 'how and when' to increase levels of service to all waste generating sectors, not just residential. This includes the Industrial, Commercial, and Institutional (ICI) sector and Construction and Demolition (C&D) sectors in the 10-year timeline. The strategy directly advances one of the objectives of Council's 2023-2027 Strategic Plan: "Service Levels are clearly defined and transparent to residents."

The strategy is based on the following pursuits:

The ideal state

Waste in Rocky View County is eliminated where possible, with a focus on remaining waste being reused or recycled in systems that maintain products and materials at their highest use.

A stronger leadership role for the County

Establish and support services (or service delivery models) in Rocky View County that enable the elimination of waste and encourage a circular economy.

Goals

- Goal 1: Residential waste produced in Rocky View County will be managed in accordance with the 3Rs of reduce, reuse, and recycle to encourage waste elimination over landfilling.
- Goal 2: Industrial, Commercial and Institutional (ICI) waste produced in Rocky View County will be managed in accordance with the 3Rs.
- Goal 3: Construction and demolition (C&D) waste produced from new developments and/or renovations will be minimized and resource reuse maximized.
- Goal 4: Rocky View County will be seen as a preferred location for markets and industries that consume recyclables and/or actively minimize waste.
- Goal 5: Rocky View County influences and leverages regional, provincial, and national opportunities to advance 3Rs policies and programs.
- Goal 6: Rocky View County establishes appropriate levels of service that ensure efficient waste management and diversion options are accessible to County residents.
- Goal 7: Rocky View County measures and demonstrates success of its programs and is recognized as a leader in waste management.
- Goal 8: Legacy landfills are effectively managed.
- Goal 9: Advocate with regional neighbours to promote waste to energy to become the go-to for waste disposal.

For each goal there is a set of actionable objectives that provide the priorities for how to achieve the goals over the 10-year timeline. Each goal also has performance metrics and indicators, which supports measuring and reporting progress towards the goals. The 2021-2031 Solid Waste Servicing Road Map, including the objectives, timelines, and metrics, is provided in Attachment A. Administration has made considerable progress on these metrics, objectives, and achievements, as seen in Attachment B for 2023.

DISCUSSION

Over 76,000 visitors participated in one or more of the County's solid waste services offered in 2023, up from 68,145 in 2022. The number of households receiving County managed curbside collection increased from 1,854 to 1,911 and the Solid Waste and Recycling group received 765 service requests. In addition, subscriptions for the Waste Guide App are up to 576 users.

These services are important to the residents, are considered a core municipal service by the provincial government, and provide tremendous opportunity for customer service while adding value to County

Solid Waste Servicing Strategy Annual Update

citizens. Continuously improving our communications with those who use these services, and their experience, is a priority. It advances Council's strategic objective for customer service (SD3): Citizens are satisfied with public engagement opportunities and availability of information.

Further considerations on how to improve the level of services offered and the customer-experience for those who partake in these services are offered to the Committee for their consideration. They include re-visiting the criteria used to make decisions related to:

- ICI and C&D sectors
 - a. Traditionally, Rocky View County Waste and Recycling services have been limited to the residential sector. Goals 2 and 3 of the strategy include the ICI and C&D sectors such as servicing standards, bylaws for waste diversion, and data tracking.
- Harmonization of the self-haul programs (Transfer Sites, Chuck Wagons, etc.)
 - a. The strategy encourages harmonized services at self-haul locations to ensure all residents have access to the same level of service no matter what site they visit.
- Site additions and enhancements
 - a. The Strategy identified underserved areas in the County as well as sites that could use improvements:
 - i. Goal 6, Objective J: Replace the Springhill Chuck Wagon with a Full-Service Transfer Site & Recycling Depot
 - ii. Goal 6, Objective J: Replace the Springbank Recycling Depot with a Full-Service Transfer Site & Recycling Depot
 - iii. Goal 6, Objective J: Add a Transfer Site in the East Section of Rocky View County between Langdon and Keoma
- Waste Diversion Targets
 - a. Due to improvements made on the data tracking and processing that was established in the Strategy, the County can move forward with establishing waste diversion targets.

In addition, Rocky View County has registered as a 'Community' in the EPR system, which means that County managed recycling programs are eligible to transition in 2025. Alberta's EPR will consist of two streams of designated materials across the province: Packaging and Paper Products (PPP) and Hazardous and Special Products (HSP).

EPR shifts the physical and financial burden of collecting, sorting, processing, and recycling waste to the producer and away from local governments and taxpayers. For example, this means that municipalities who are currently operating curbside recycling programs or self-haul facilities will no longer be responsible for the financial costs of those programs. The producers of these products will step in and cover the costs and operations.

From Rocky View County's perspective, this transition means a shift in financial and potentially operational responsibility for County managed recycling programs to the Alberta EPR program.

ALTERNATE DIRECTION

Administration does not have an alternate direction for the Committee's consideration.

ATTACHMENTS

Attachment A: Rocky View County Servicing Strategy 2021 – 2031 Road Map
Attachment B: Metrics and Achievements
Attachment C: Presentation

Rocky View County Servicing Strategy 2021 – 2031 Road Map

Rocky View County (RVC) Role

Establish and support services (or service delivery models) in Rocky View County that enable the elimination of waste and encourage a circular economy.

Goals And Objectives

Goal 1: Residential waste produced in Rocky View County will be managed in accordance with the 3Rs Hierarchy (Reduce, Reuse, Recycle).

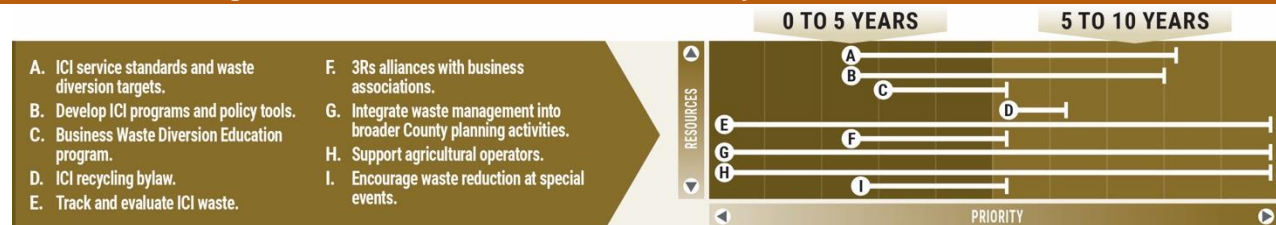


Waste Metric: Residential waste disposed per capita

note: metric listed per capita to allow evolution as RVC population changes

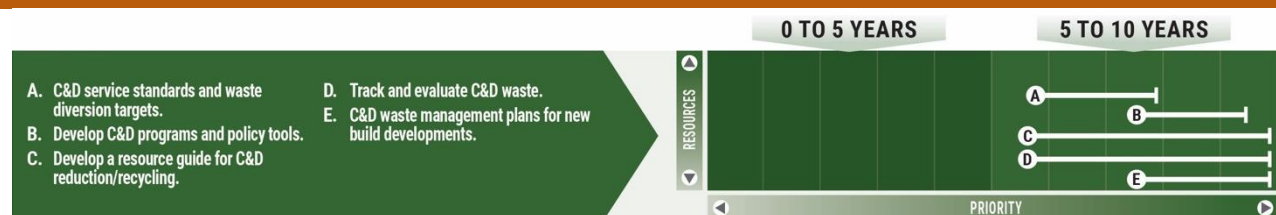
Operational Efficiency Metric: Curbside collection program yearly operating costs per household

Goal 2: Industrial, Commercial and Institutional (ICI) waste produced in Rocky View County will be managed in accordance with the 3Rs Hierarchy.



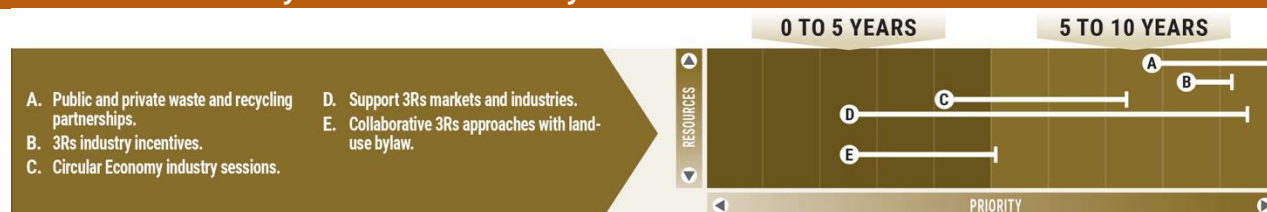
Waste Metric: ICI waste disposed per capita

Goal 3: Construction and demolition (C&D) waste produced from new developments and/or renovations will be minimized and resource reuse maximized.



Waste Metric: C&D waste disposed per capita

Data Sources: C&D developers; haulers

Goal 4: Rocky View County will be seen as a preferred location for markets and industries that consume recyclables and/or actively minimize waste.

Overall Metric: Number of diversion-focused facilities residing in RVC

Goal 5: Rocky View County influences and leverages regional, provincial and national opportunities to advance 3Rs policies and programs.

Overall Metric: Percentage of RVC-region sites consistent with the transfer site standard level of service

Goal 6: Rocky View County establishes appropriate levels of service that ensure efficient waste management and diversion options are accessible to County residents.

Overall Metric: Percentage of households within 15 km of waste management service sites


Operational Efficiency Metric: Cost of service (on a per-tonne basis) for different levels of waste management service in RVC

Customer Satisfaction Metric: Level of customer service for RVC waste management sites

Goal 7: RVC measures and demonstrates success of its programs and is recognized as a leader in waste management.

Waste Metric: Overall waste per capita

Operational Efficiency Metric: Overall costs of waste management borne by RVC

Goal 8: Legacy landfills are effectively managed.

Overall Metric: Percentage of inactive landfills meeting all AEP monitoring requirements

Operational Efficiency Metric: Cost of inactive landfill management

Goal 9: Advocate with regional neighbours to promote waste to energy to become the go-to for waste disposal.

Overall Metric: Number of viable, regional thermal treatment options available for waste generated in Rocky View County.



ATTACHMENT 'B'

Solid Waste Servicing Strategy Metrics and 2023 Achievements

Goal	Metrics	Achievements
1. Residential waste produced in Rocky View County will be managed in accordance with the 3Rs Hierarchy.	<p>Waste Metric: Residential waste disposed per capita</p> <ul style="list-style-type: none"> • 2022: 518 kg/capita • 2023: 499 kg/capita • Canadian Goal: 196 kg/capita by 2030 <p>Operational Efficiency Metric: Curbside collection program yearly operating costs per household</p> <ul style="list-style-type: none"> • 2022: \$26.15/hh • 2023: \$29.94/hh 	<ul style="list-style-type: none"> - Over 70,000 annual vehicle visits to self-haul sites - Positive resident feedback for the Bragg Creek Transfer Site's food waste organics pilot program - Improved uptake of Waste Guide app (576 users as of Dec. 31, 2023) - Over 135 MT of branches diverted from landfills
2. Industrial, Commercial, and Institutional (ICI) waste produced in Rocky View County will be managed in accordance with the 3Rs Hierarchy.	Waste Metric: ICI waste disposed per capita	N/A
3. Construction and demolition (C&D) waste produced from new developments and/or renovations will be minimized and resource reuse maximized.	Waste Metric: C&D waste disposed per capita	N/A
4. Rocky View County will be seen as a preferred location for markets and industries that consume recyclables and/or actively minimize waste.	Overall Metric: Number of diversion-focused facilities residing in Rocky View County	<ul style="list-style-type: none"> - Business and Economic Development reports that one shingle recycling facility will be located in the County - New materials recovery facility (MRF) constructed in the Janet area



<p>5. Rocky View County influences and leverages regional, provincial, and national opportunities to advance 3Rs policies and programs.</p>	<p>Overall Metric: Percentage of sites in Rocky View County consistent with the standard level of service</p> <p>N/A (to be calculated)</p> <p>Operational Efficiency Metric: Rocky View County waste management site costs per tonne</p> <p>2022 vs. 2023:</p> <ul style="list-style-type: none"> • Langdon Curbside Collection: \$318 to \$353/ tonne • Transfer Sites: \$545 to \$565/ tonne • Chuck Wagons: \$2,234 to \$2,744/ tonne • Ag Roundups: \$1,259 to \$1,581/ tonne • Intermunicipal Agreements: \$519 to \$510/ tonne* <p>*Incomplete info (no Beiseker, Crossfield, etc.)</p>	<ul style="list-style-type: none"> - Cost contribution agreement for the Crossfield Transfer Station - Provincial regulation on Extended Producer Responsibility passed and Rocky View County registered as a community
<p>6. Rocky View County establishes appropriate levels of service that ensure efficient waste management and diversion options are accessible to County residents.</p>	<p>Overall Metric: Percentage of households within 15 km of waste management service sites</p> <ul style="list-style-type: none"> • 2022: 93% • 2023: 94% <p>Operational Efficiency Metric: Cost of service (on a per-tonne basis) for different levels of waste management service in the County</p> <ul style="list-style-type: none"> • Currently same as Goal 5 	<ul style="list-style-type: none"> - Relocation of the Springhill Chuck Wagon site - Increased County coverage of households within 15 km of waste management services from 93% to 94% - Curbside collection implementation plan reconfirmed the curbside level of service established in the Strategy (> 400 people/km²) <p>Aligns with Council approved strategic objective SD1 where "Service Levels are clearly defined and transparent to residents" and KPI SD2.3 where "Services achieving the defined service level targets (%)"</p>



<p>7. The County measures and demonstrates success of its programs and is recognized as a leader in waste management.</p>	<p>Waste Metric: Overall waste per capita</p> <ul style="list-style-type: none"> Currently same as Goal 1 as the Solid Waste and Recycling group does not yet track ICI or C&D waste (Goals 2 and 3) <p>Operational Efficiency Metric: Overall costs of waste management borne by the County</p> <p>2022 vs. 2023</p> <ul style="list-style-type: none"> Langdon Curbside Collection: 104% to 104% cost recovery Transfer Sites: 28% to 29% cost recovery Chuck Wagons: 10% to 9% cost recovery Intermunicipal Sites: No change 	<p>- Program Efficiencies:</p> <ul style="list-style-type: none"> Branch program efficiencies in Bragg Creek Springhill Chuck Wagon relocation Introduction of the Bragg Creek Transfer Site's food waste organics pilot program New local tire recycling processor <p>Aligns with Council approved strategic objective SD4 where "Services are continually assessed for improvements in cost efficiency, effectiveness, and customer experience".</p>
<p>8. Legacy landfills are effectively managed.</p>	<p>Overall Metric: Percentage of inactive landfills meeting all AEP monitoring requirements</p> <ul style="list-style-type: none"> 100% compliance <p>Operational Efficiency Metric: Cost of inactive landfill management</p> <ul style="list-style-type: none"> Irricana Annual Monitoring: \$21,583 Bragg Creek Annual Monitoring: \$13,998 	<p>- Continual monitoring and compliance with AEP requirements</p> <p>- Capital Erosion Control Project – Bragg Creek Transfer Site</p>
<p>9. Advocate with regional neighbours to promote waste to energy to become the go-to for waste disposal.</p>	<p>Overall Metric: Number of viable, regional thermal treatment options available for waste generated in Rocky View County.</p> <ul style="list-style-type: none"> 2021: 4 WTE inquiries 2022: 1 inquiry 2023: 2 inquiries 	<p>- Responded directly to inquiries from one waste-to-energy technology company</p>

Solid Waste Servicing Strategy Update

Governance Committee
March 13, 2024



Agenda

- Servicing Strategy Overview
- 2023 Metrics and Achievements
- Strategy Elements and Work Plan



10-Year Servicing Strategy

- Purpose: *A strategy for growing the level of servicing offered in Rocky View County in a planned and systematic way – for all sectors, not just residential.*
 - Define service levels
 - Determine a preferred funding model
 - Set policies and implementation plan for the next 10 years
 - Levels of service
 - Improved customer experience
 - Assets – new and expanded servicing
 - Increased level of management of waste material to increase Environmental Stewardship (e.g. higher levels of diversion)



Servicing Strategy Goals

- Nine Goals
 - Three focused on managing waste to 3 R's hierarchy
 - Three outwardly focused
 - Three focused on operational excellence in service delivery

Refer to page iii of the Solid Waste Servicing Strategy for 10-year timeline (Attachment A)



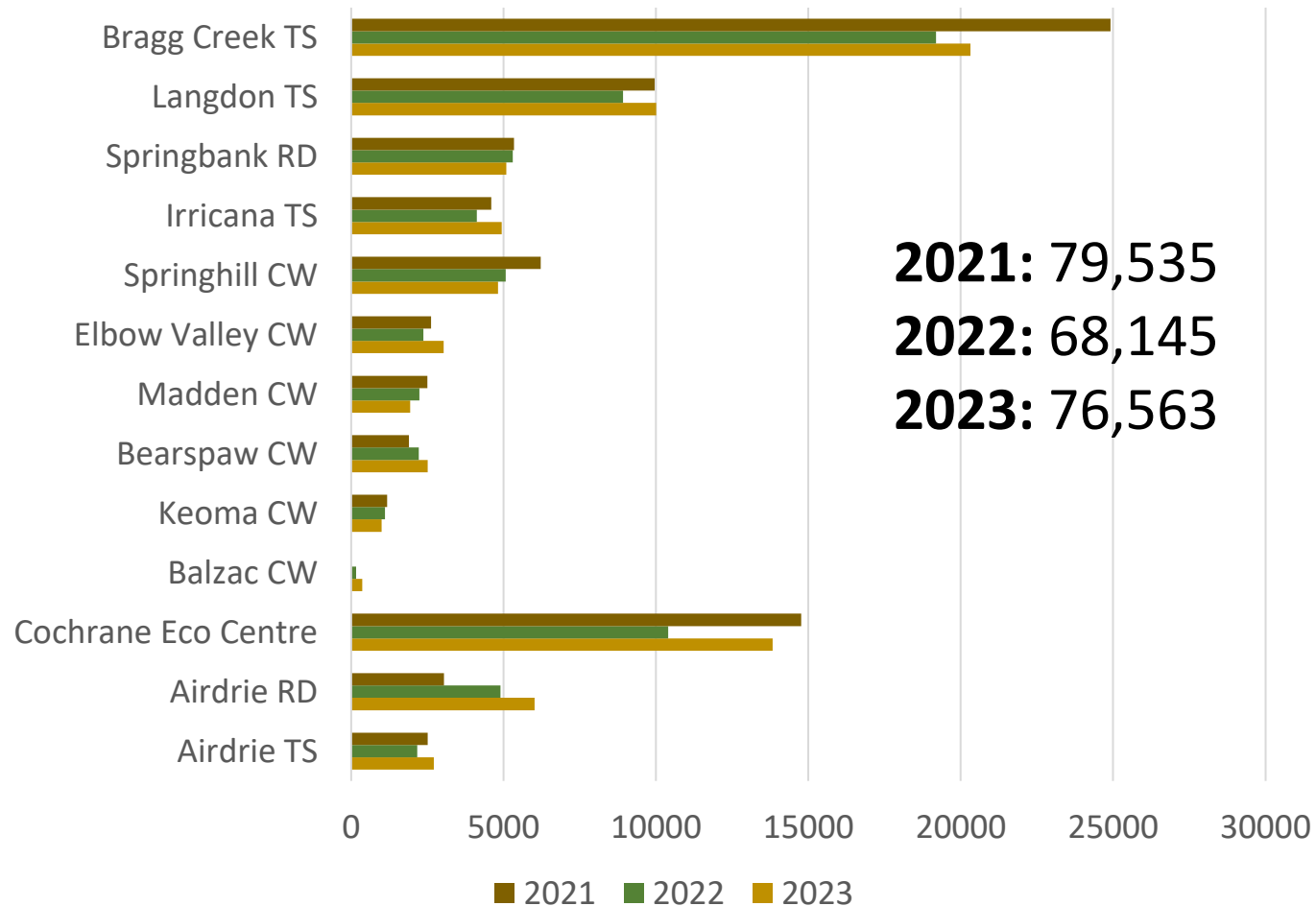
10-Year Strategy

Servicing Strategy Metrics and 2023 Achievements

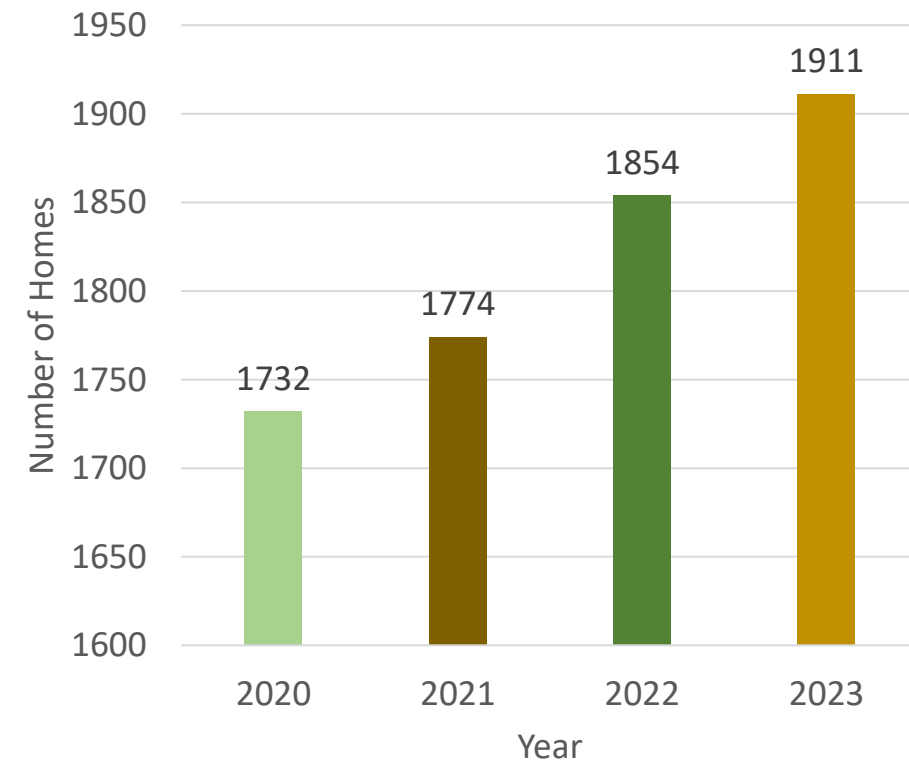


Self Haul Usage and Curbside Customers

Yearly Site Visits (Vehicle Counts)



Number of Homes with County Managed Curbside



Goal 1:

Residential waste produced in Rocky View County will be managed in accordance with the 3 R's Hierarchy (Reduce, Reuse, Recycle)

Waste Metric: Residential waste disposed per capita

Rocky View County:

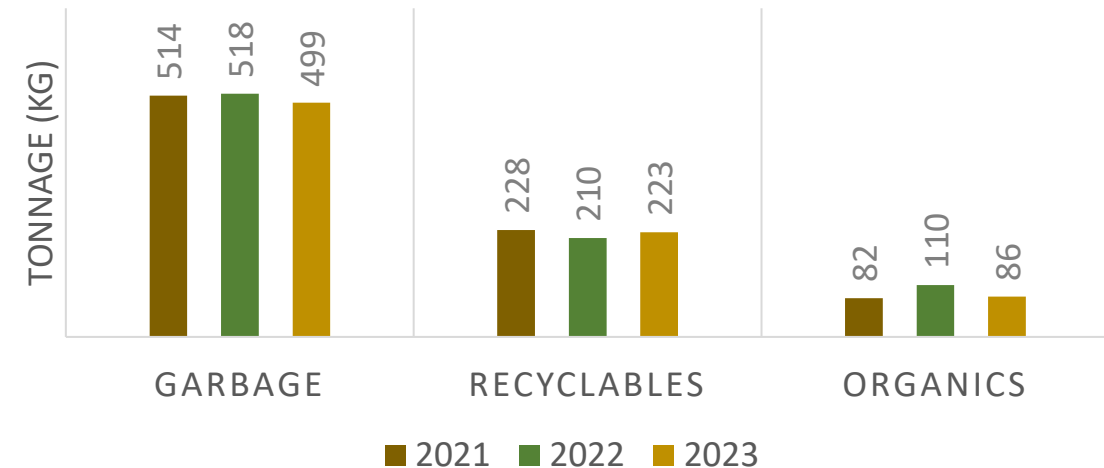
- 514 kg/pp 2021
- 518 kg/pp 2022
- 499 kg/pp 2023

Efficiency Metric: Cost of curbside/household

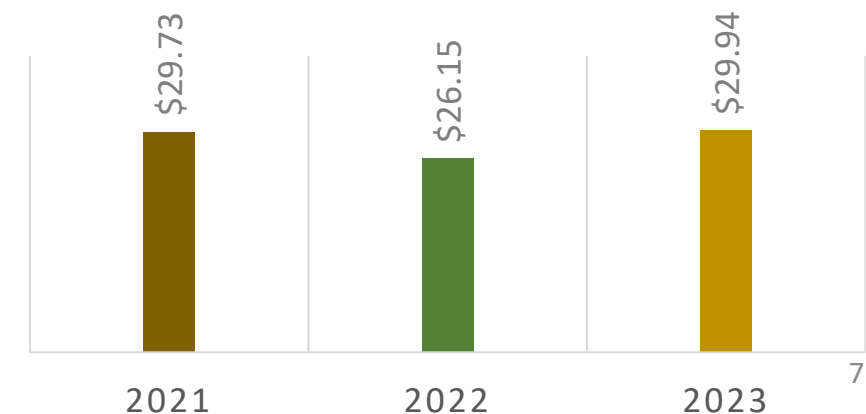
Langdon:

- \$29.73/hh 2021
- \$26.15/hh 2022
- \$29.94/hh 2023

RESIDENTIAL WASTE DISPOSED PER CAPITA



CURBSIDE COST PER HOUSEHOLD



Goal 2

ICI waste produced in Rocky View County will be managed in accordance with the 3R's Hierarchy

Metric: ICI waste per capita

Goal 3

C&D waste produced from new developments and/or renovations will be minimized and resource reuse maximized

Metric: C&D waste per capita

Goal 4

Rocky View County will be seen as a preferred location for markets and industries that consume recyclables and/or actively minimize waste

Metric: Number of diversion focused facilities residing in Rocky View County



Goal 5

Rocky View County influences and leverages regional, provincial, and national opportunities to advance 3R's policies and programs



Bragg Creek Transfer Site

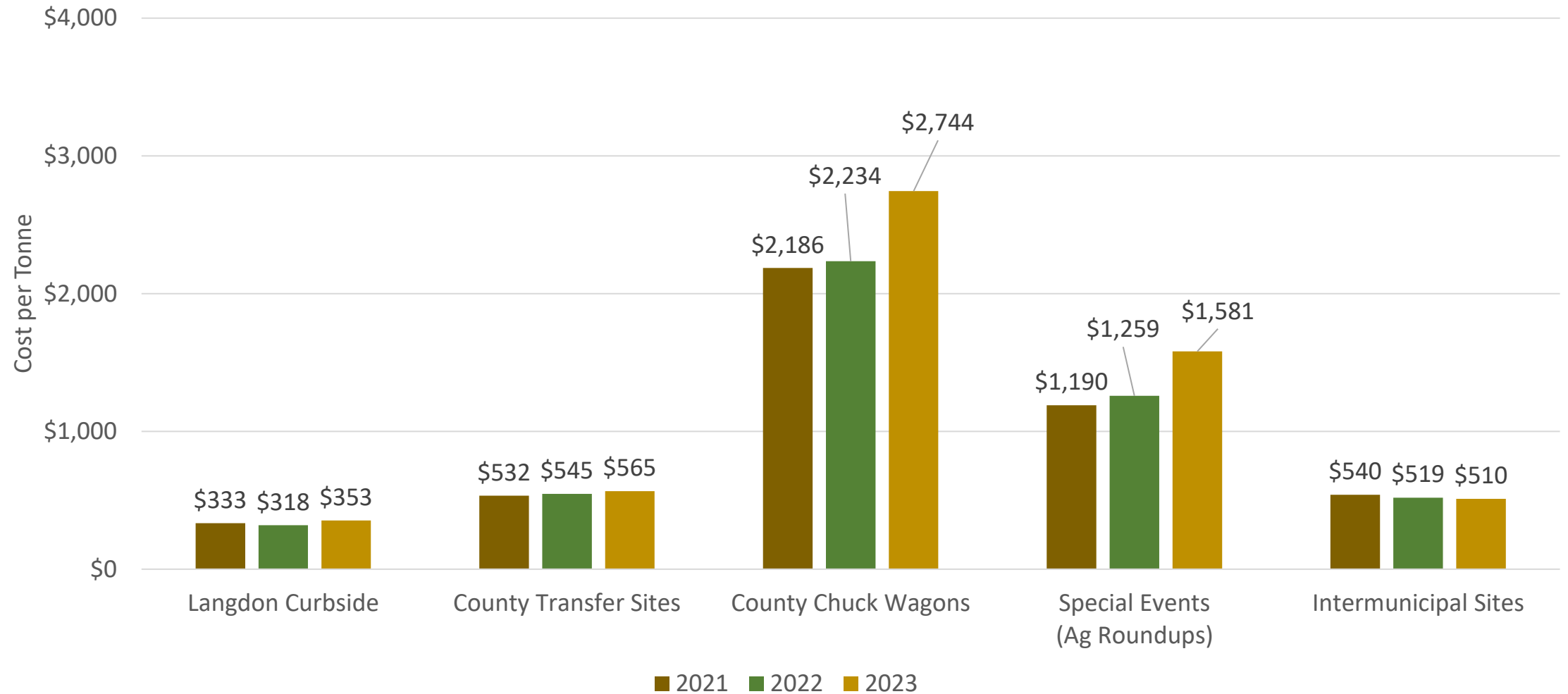
Metric: % of sites in Rocky View County consistent with the standard level of service

Efficiency Metric: Rocky View County waste management site cost per tonne



Goal 5 continued

Solid Waste Services Cost per Tonne



Goal 6:

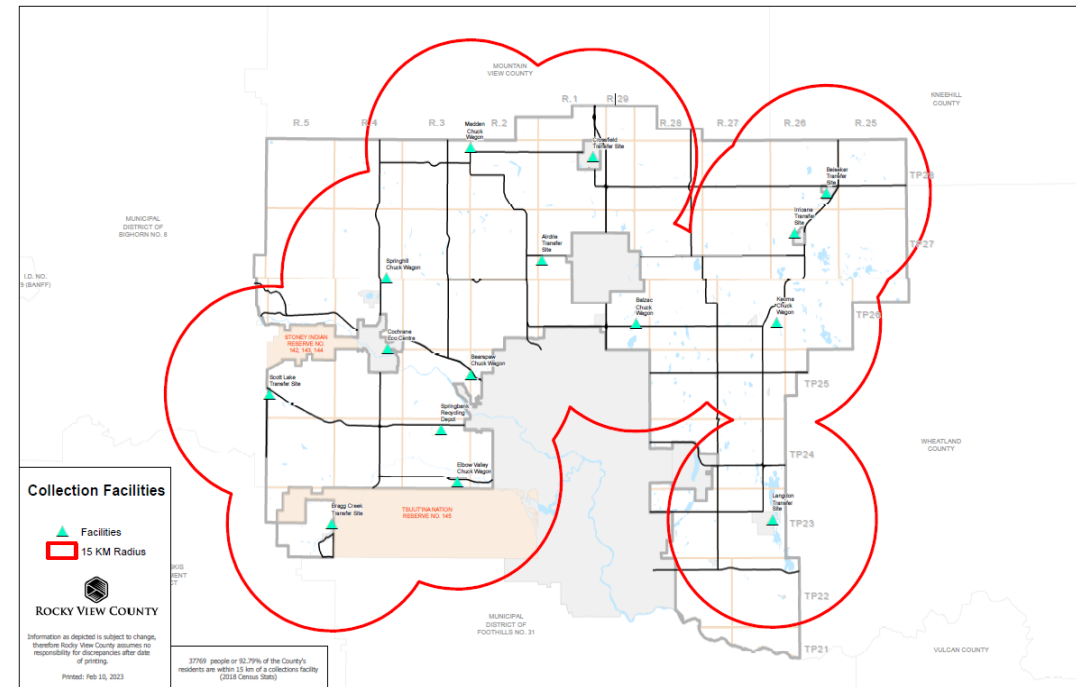
Rocky View County establishes appropriate levels of service that ensure efficient waste management and diversion options are accessible to County residents

Metric: % of households within 15km of waste management sites

Rocky View County:

- 93% in 2022
- 94% in 2023

Efficiency Metric: Cost of service (on a per-tonne basis) for different levels of waste management service in Rocky View County



Goal 7:

Rocky View County measures and demonstrates success of its programs and is recognized as a leader in waste management

Metric: Overall waste per capita

Efficiency Metric: Overall cost of waste management borne by Rocky View County



Goal 7 continued

Net Cost per Service Type

	Curbside Collection Services (Langdon)	County Operated Transfer Sites & Recycled Depots	County Operated Chuck Wagons	Intermunicipal Transfer Sites & Recycle Depots	Agriculture Roundup Collections
Direct O&M Costs	\$581,915	\$1,019,934	\$474,349	\$214,652	\$57,023
Dept Admin Costs	\$86,796	\$127,339	\$60,426	\$27,684	\$7,264
Capital Costs	\$0	\$0	\$0	\$0	\$0
Total Cost of Service	\$668,711	\$1,147,273	\$534,775	\$242,335	\$64,287
Revenues	\$698,137	\$337,909	\$48,127	\$0	\$0
Net Costs	\$29,426	(\$809,364)	(\$486,648)	(\$242,335)	(\$64,287)
2023 Recovery %	104%	29%	9%	0%	0%
2022 Recovery %	104%	28%	10%	0%	0%



Goal 8

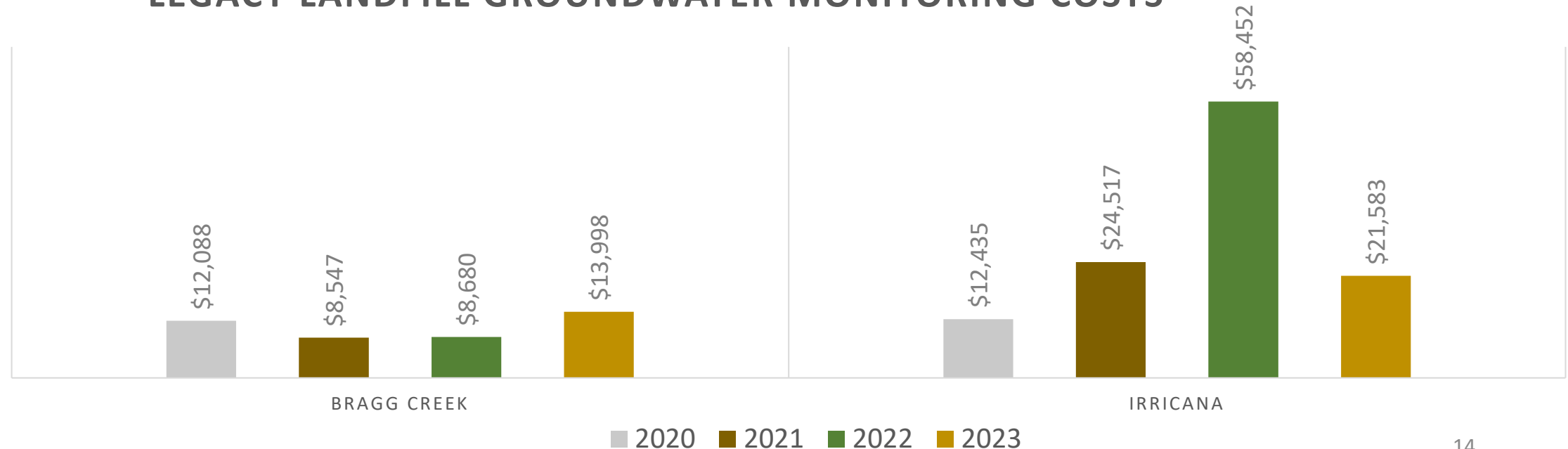
Legacy Landfills are effectively managed

Metric: % of inactive landfills meeting all AEP monitoring requirements

Efficiency Metric: Cost of inactive landfill management

- 100% compliance with AEP monitoring requirements
- Irricana annual monitoring cost \$21,583
- Bragg Creek annual monitoring cost \$13,998
- \$600,000 erosion control project at Bragg Creek Transfer Site

LEGACY LANDFILL GROUNDWATER MONITORING COSTS



Goal 9

Advocate with regional neighbours to promote waste to energy to become the go-to for waste disposal

Metric: Number of viable, regional thermal treatment options available for waste generated in Rocky View County



2023 Achievements

- Increased usage
- Crossfield Agreement
- Waste Guide App - uptake
- Erosion control at Bragg Creek Transfer Site
- Food waste pilot program at Bragg Creek Transfer Site
- Springhill Chuck Wagon relocation
- Extended Producer Responsibility (EPR)



Summary so far

- Brief history
- Introduction of Servicing Strategy
- High level metrics being tracked per the Goals of the Strategy
- 2023 Achievements
- Any questions or comments?



Goal 1

Goal 1: Residential waste produced in Rocky View County will be managed in accordance with the 3Rs Hierarchy.



- Administration has made considerable progress in terms of data management to track and evaluate residential waste.
- Next Steps: Establish Waste Diversion Targets



Goals 2 & 3

Goal 2: Industrial, Commercial and Institutional (ICI) waste produced in Rocky View County will be managed in accordance with the 3Rs Hierarchy.

Goal 3: Construction and demolition (C&D) waste produced from new developments and/or renovations will be minimized and resource reuse maximized.

- Approximately 2/3's of all waste generated in Canada is from the ICI/C&D sectors.
- Currently the Strategy and the defined Levels of Service is limited to the Residential Sector.
- Next Steps: Rocky View County's approach to ICI/C&D



Goal 5

Goal 5: Rocky View County influences and leverages regional, provincial and national opportunities to advance 3Rs policies and programs.

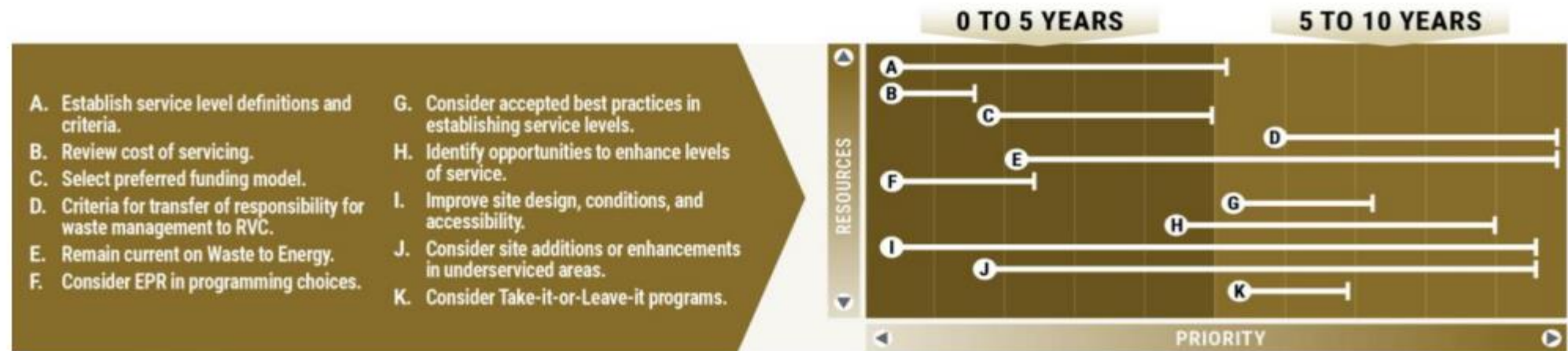


- Next Steps: Harmonization of site standards, which could result in both increases and decreases in levels of services depending on the site.



Goal 6

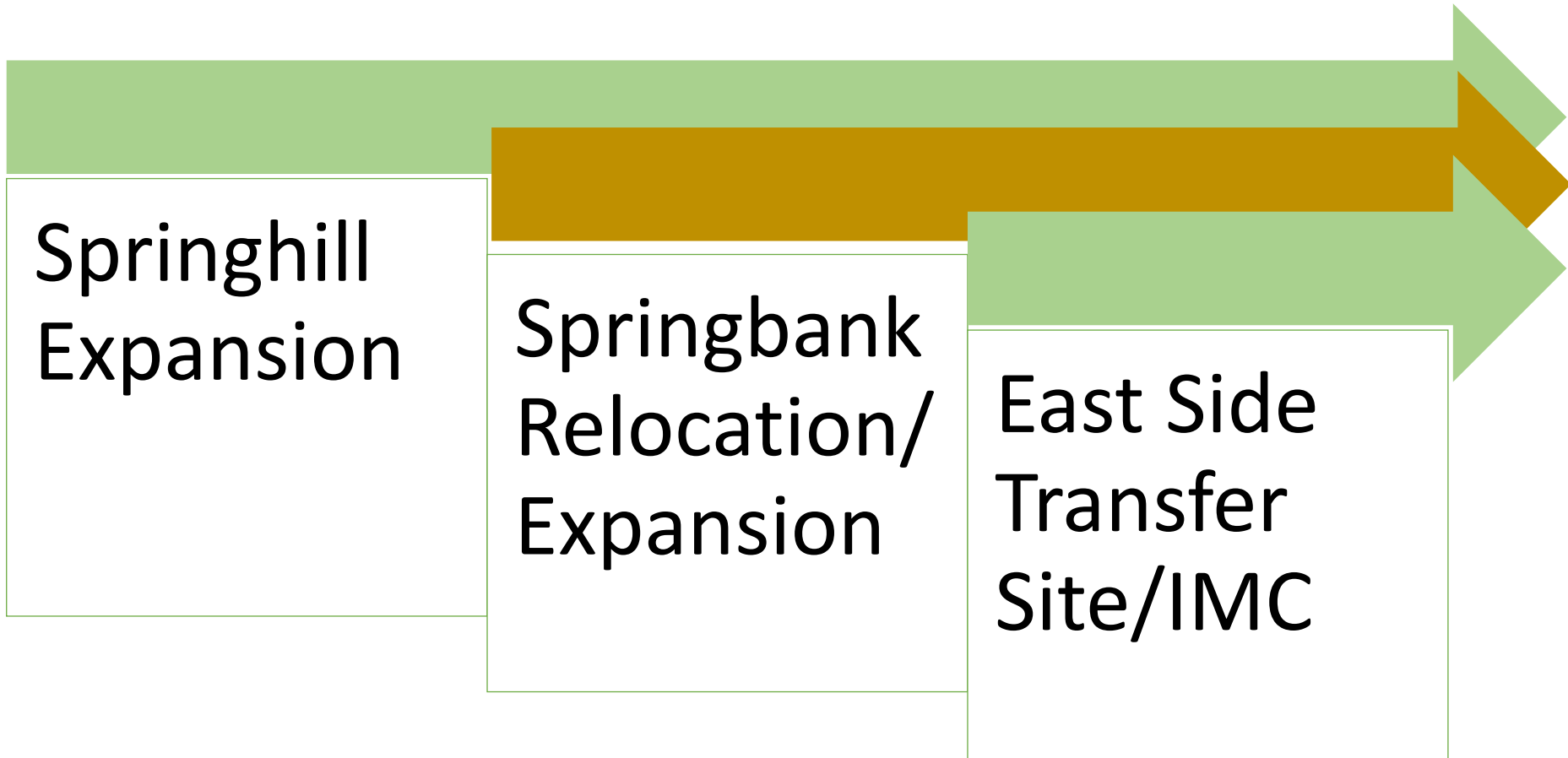
Goal 6: Rocky View County establishes appropriate levels of service that ensure efficient waste management and diversion options are accessible to County residents.



- Administration has spent a lot of time on Goal 6 as it has a lot of touch points with levels of service, funding models, and overall improvements.
- Next Steps:
 - Site improvements/additions in underserved areas
 - EPR



Asset Recommendations in the Servicing Strategy



Extended Producer Responsibility (EPR)

- EPR shifts the physical and financial burden of collecting, sorting, processing, and recycling waste to the producer and away from local governments and taxpayers.
- Alberta EPR regulation will come into effect on April 1, 2025, which could have financial and operational impacts on County managed Waste and Recycling Services.



Thank You

